



## STORAGE LOCKER QUOTE REQUEST FORM

For a custom quote, print page, complete and fax to 800-589-1068 – Or email to info@usmailsupply.com

Name \_\_\_\_\_ Address \_\_\_\_\_  
 Company \_\_\_\_\_ City \_\_\_\_\_ State \_\_\_\_\_ Zip \_\_\_\_\_  
 Email \_\_\_\_\_ Phone \_\_\_\_\_ Fax \_\_\_\_\_

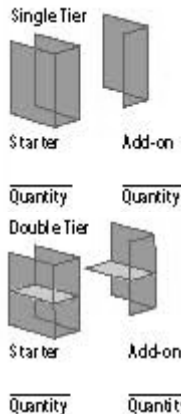
**Design a custom storage locker solution by completing sections 1, 2, 3, & 4. Or have U.S. Mail Supply design a solution for you by completing sections 1, 3, 4, & 5:**

**SECTION 1**  
**Storage Locker Material**  
**(Check One):**  
 Heavy Duty 4 Ga. Welded Wire  
 Medium Duty 8 Ga. Welded Wire  
 Expanded Metal Mesh

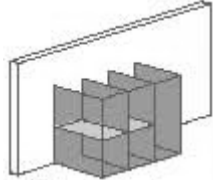
**SECTION 2**  
**A. Height of Locker (Check One):**  
 Standard 90"  
 Other \_\_\_\_\_ (Specify Height)  
**B. Depth of Locker (Check One):**  
 36" Depth  
 48" Depth  
 60" Depth  
 Other \_\_\_\_\_ (Specify Depth)  
**C. Width of Locker (Check One):**  
 36" Width  
 48" Width  
 Other \_\_\_\_\_ (Specify Width)



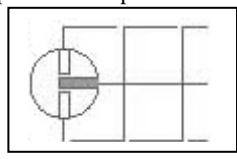
**SECTION 3**  
**Configuration:** Available in single or double tier units and can be combined. Begin with a starter unit, complete the row with add-on units. Indicate quantities below:



**SECTION 4**  
**Locker Layout:** Select stand alone, single, or double row configuration and options (if needed):  
 Stand Alone Configuration Options (Check if Needed)  
 Single Row Configuration Options (Check if Needed)  
      Locker Top  
      Locker Back  
      Bottom Shelf (Floor Level)  
 Double Row Configuration Options (Check if Needed)  
      Locker Top  
      Bottom Shelf (Floor Level)  
**Doors Hinged On (Check One):**  
 Right  
 Left  
**Locking (Check One):**  
 Padlock Hasp & lock for each door  
 Padlock hasp, lock not included  
**Finish:**  
 Standard galvanized steel or gray enamel  
 Custom powder coat (optional upgrade)  
**Freight Quote:**  
 Shipping Zip Code  
 Optional Freight Service Needed (Check if Needed):  
 Lift Gate (Brings Pallet to Ground)  
 Pre-delivery Notification



Single row configurations against an existing wall do not require optional back panels



Double row configurations share common back panels

**SECTION 5**  
 Sketch below or fax your floor plan. Indicate overall room dimensions including ceiling height, location of doors, and other obstructions. Please note the construction of the floor as either concrete or wood. Also note the construction of each wall as masonry, wood, or drywall/plaster: