

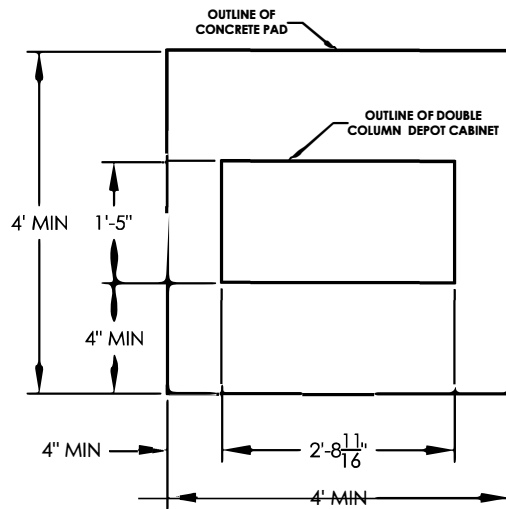
versatile™ 4C Depot Stand-alone Cabinet Foundation Plan

U.S. MAIL SUPPLY
America's Mailbox Headquarters

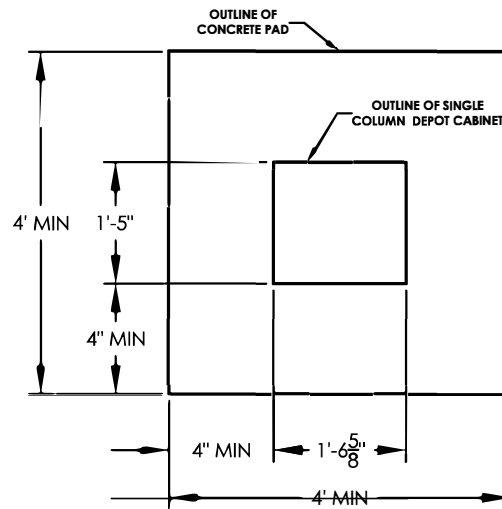
262-782-6510

Toll Free: 800-571-0147

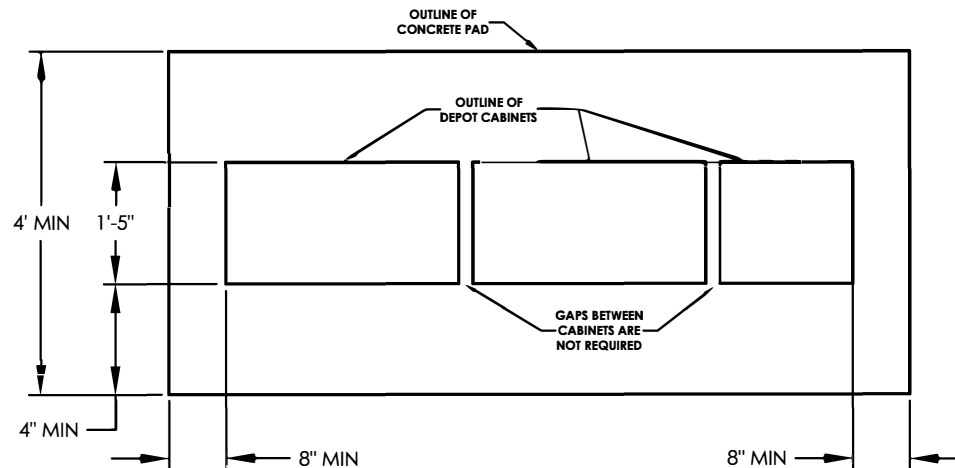
1553 E. Racine Ave
Waukesha, WI 53186



DOUBLE COLUMN CONFIGURATION



SINGLE COLUMN CONFIGURATION



MULTI-UNIT COLUMN CONFIGURATION

STRUCTURAL NOTES:

CONCRETE PAD MUST BE AT LEAST 3 1/2" THICK.

CONCRETE PAD MUST BE LEVEL WITHIN 1 1/2" FROM HIGH SPOT TO LOW SPOT WITHIN THE OVERALL FOOTPRINT OF THE 4C DEPOT.

CONCRETE SHALL HAVE A COMPRESSIVE STRENGTH OF 3000 PSI @28 DAYS, CONTAIN 4% MIN~6% MAX AIR ENTRAPMENT, AND BE PLACED WITH A 3.50~4.50 SLUMP.

CONCRETE REINFORCING SHALL BE PER LOCAL CODE REQUIREMENTS.

EXISTING CONCRETE PAD MAY BE USED IF PAD IS UNDAMAGED AND MEETS THE MINIMUM REQUIREMENTS.

NOTES:

1. MINIMUM CONCRETE PAD SIZE IS 4-FT X 4-FT.
2. SIDES OF 4C DEPOT CABINET MUST BE 4" MINIMUM FROM EDGE OF CONCRETE PAD.
3. SIDES OF 4C DEPOT CABINET AT EACH END OF A MULTIPLE-UNIT INSTALLATION MUST BE 8" MINIMUM FROM EDGE OF CONCRETE PAD.

PRODUCT SERIES: versatile™ 4C DEPOT STAND-ALONE CABINET
FOUNDATION PLAN

FLORENCE
CORPORATION

5935 Corporate Drive • Manhattan, KS 66503
800.275.1747 • www.florencemailboxes.com

MODEL	DEPOT	REV	1.0
SCALE	NONE	LAST REV DATE	01/13/2021
DRAWING NUMBER	206731-001		
DRAWN BY	RAK		