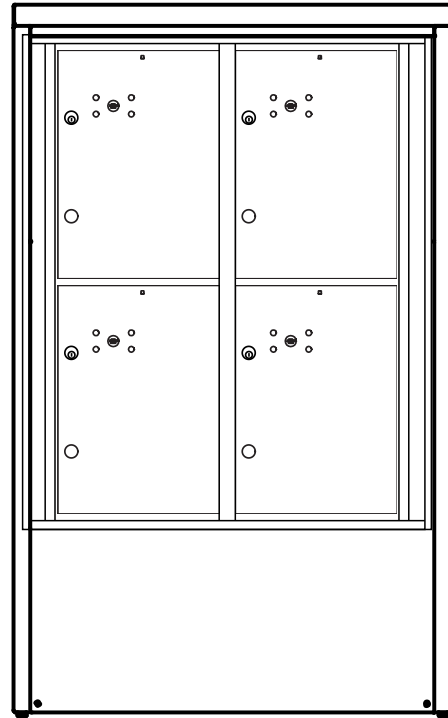



**Elevation Dimensions**

Overall Width: 2' 8-11/16"



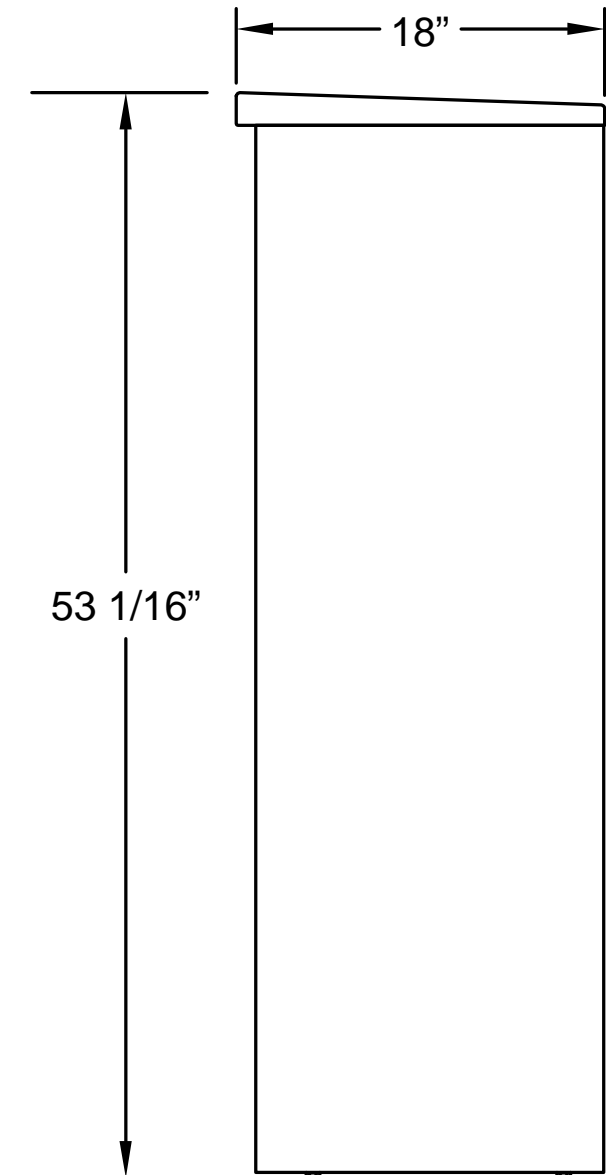
4CADD-4P-D

**U.S. MAIL SUPPLY**  
America's Mailbox Headquarters

262-782-6510 Toll Free: 800-571-0147

1553 E. Racine Ave. Waukesha, WI 53186

**Side View**



- 1. **Models Used:** (1)4CADD-4P-D
- 2. **Installation:** depot
- 3. **4C Finish:** tbd, **Depot Color:** tbd
- 4. **Locks:** Standard
- 5. **Door Id:** tbd
- 6. Matching Standard Attached Trim

**Florence versatile™ 4C Mailbox Suites**

Florence 4C mailboxes are USPS approved. Your installation/layout must also meet a 1:5 parcel locker to mailbox ratio and installation requirements (see next page) if serviced by the U.S. Postal Service. Please contact your local Post Office© if you have any compliance questions re: your specific project.

**DO NOT SCALE OFF DRAWING**

**4C DOOR SIZES**

5 High parcel: 17" H x 12" W

**ELEVATION:** Elevation 7 | **MAILBOXES:** 0 | **PARCELS:** 4

**PROJECT NAME:** USMS

**DRAWN BY:**

**FLORENCE**  
CORPORATION

5935 Corporate Drive • Manhattan, KS 66503  
www.florencemailboxes.com • 800.275.1747

A GIBRALTAR INDUSTRIES COMPANY

**DATE:** 12-29-2020

**P.O. NO:**

**SCALE:** NONE

**QUOTE NO:**

**DRAWING NO.**  
WEB-168152

**SHEET 7 OF 12**