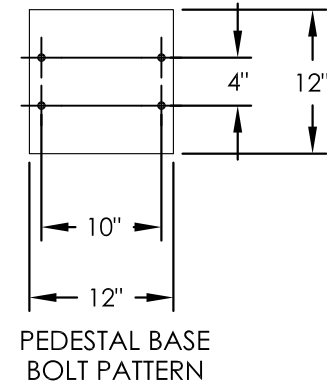
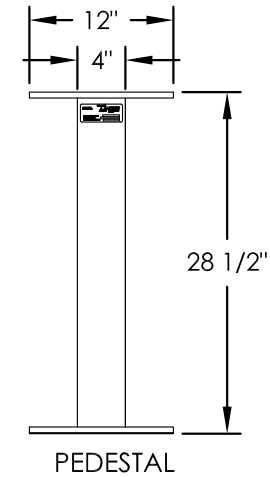
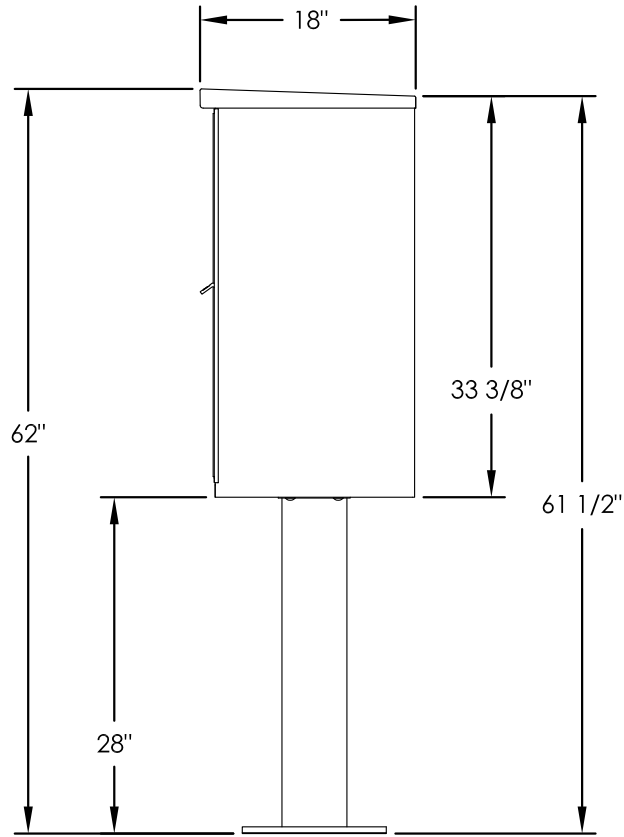
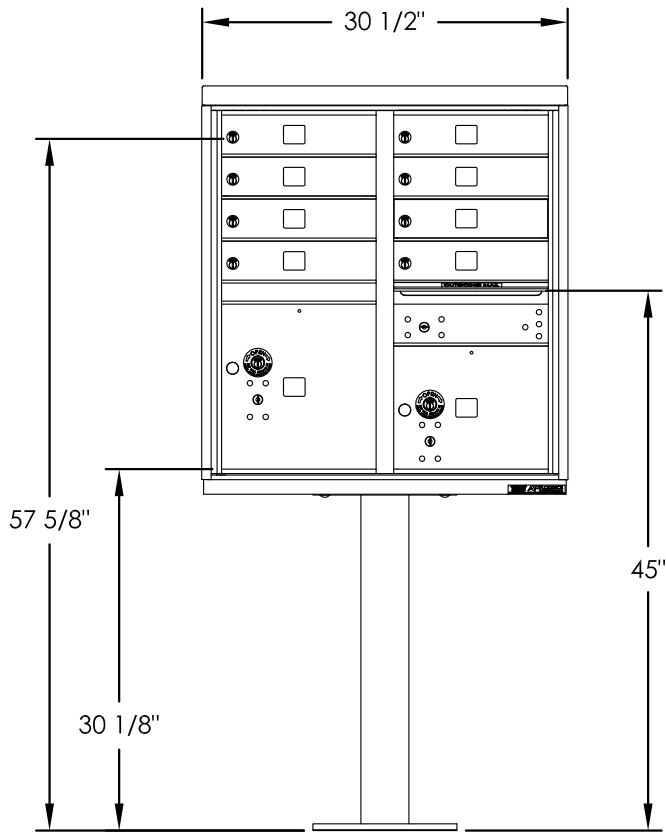


vital™ Cluster Box Unit - Type I



SIDE VIEW

DOOR CHART

DOOR TYPE	DIMENSION (HEIGHT x WIDTH)
TENANT	3-3/8"x12-13/16"
10" PARCEL	10-1/4"x12-13/16"
13" PARCEL	13-3/4"x12-13/16"
OUTGOING SLOT	3/4"x11-3/4"



262-782-6510 Toll Free: 800-571-0147

1553 E. Racine Ave. Waukesha, WI 53186

NOTES:

1. This unit is approved for USPS and private applications.
2. Decorative mailbox accessories sold separately and are USPS Approved products.
3. Pedestal should be installed with included Rudder Pad; mounting hardware not included, refer to installation manual for recommendations.
4. Florence "F" series CBU is Officially Licensed by USPS: License#CDSEQ-08-B-0012

PRODUCT SERIES: vital™ CLUSTER BOX UNIT



5935 Corporate Drive • Manhattan, KS 66503
www.florencemailboxes.com • (800) 275-1747

A GIBRALTAR INDUSTRIES COMPANY

MODEL	1570-8	REV	A
SCALE	NONE	LAST REV DATE	9/26/2012
DRAWING NUMBER	1570-8CS	DRAWN BY	AFD