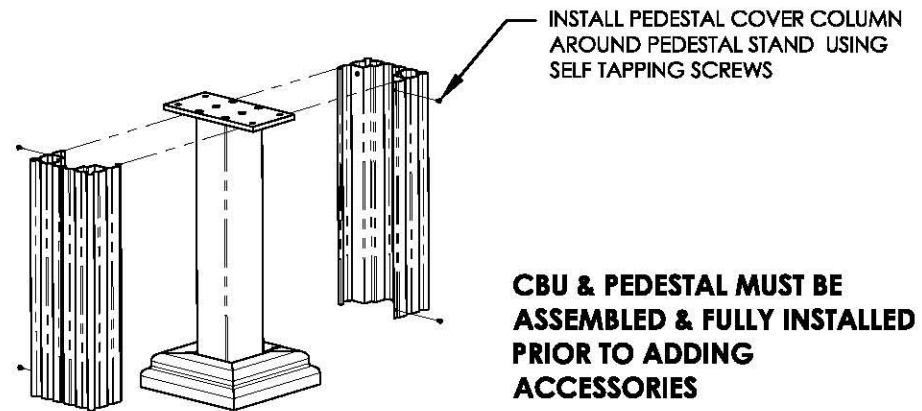



# vogue™ Classic Series - Pillar Pedestal Cover

## Assembly Instructions

- 1 These instructions assume that you have already properly installed the vital™ Cluster Box Unit (CBU). If the CBU has not yet been installed, please refer to the instructions that came with the vital™ CBU.
- 2 For all CBU Types:  
Slide the pillar cover base around pedestal (pillar cover base opening should be installed to the back of the CBU unit). Install pillar base cover using #8 flat head self tapping screws.
- 3 Attach the Pillar Pedestal Cover onto the CBU post as shown using four of the #10 pan head self tapping screws.



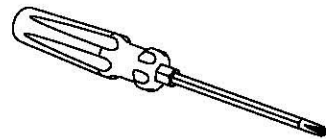
\* CBU UNIT NOT SHOWN FOR CLARITY.

### HARDWARE

 #8 FLAT HEAD SCREW (4)

 #10 PAN HEAD SCREW (4)

### TOOLS



#2 PHILLIPS SCREW DRIVER  
(NOT INCLUDED)