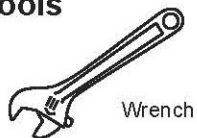
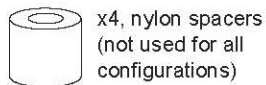
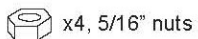

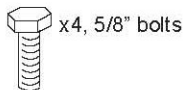
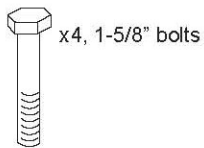


Universal Newspaper Receptacle Instructions

Tools



Hardware



For Post Models 5525, 5526 and 6215 used with Coronado and Bellevue Mailboxes

1

Attach the Newspaper Receptacle to the post support plate or arm using the hardware included with the post.

DO NOT use the hardware included with this Newspaper Receptacle. This is reserved for attaching the Mailbox to the Newspaper Receptacle in Step 2.

2

Attach the Mailbox to the Newspaper Receptacle using the 1-5/8" bolts, washers and nuts included with this Newspaper Receptacle.

Make sure the nylon spacers are placed between the mailbox floor and the newspaper receptacle. This raises the mailbox to provide more room for larger newspapers.

