

**MAIL SLOT: (MSS)**

1/4" EXTRUDED ALUMINUM  
ANODIZED FINISH

WALL SLEEVE FOR:

- 4" WALL
- 6" WALL
- 8" WALL

FRONT PLATE:  
7"H X 14"W

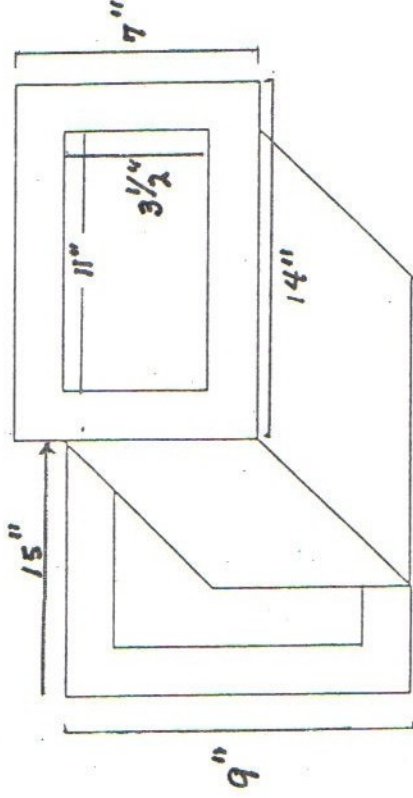
SLOT:  
3 1/2" X 11"

BACK PLATE:  
9"H X 15"W

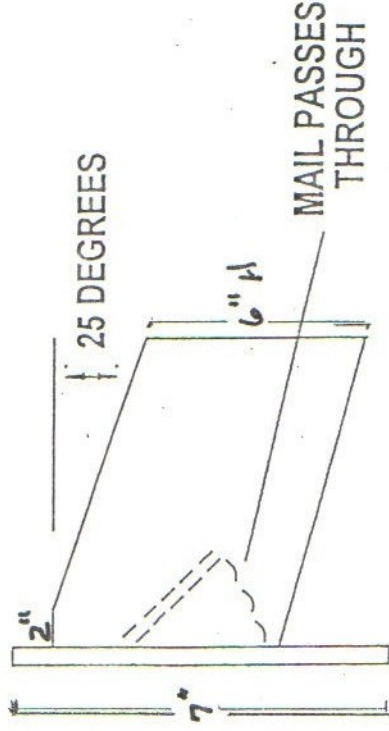
ENGRAVED LETTERING: (SPECIFY)  
U.S. MAIL  
OUTGOING  
LETTERS

Rough Opening 5 3/4" H x 12 1/4" W

FRONT VIEW:




SIDE VIEW:



SPECIFICATIONS Information - replaces this	CONTRACT NO.	COMPANY
	DRAWN BY	DATE
	CHECKED BY	
	DESIGNED BY	
	DESIGN ACTIVITY	
	CUSTOMER	


**MAIL SLOT**

**DIMENSIONS**  
**FRONT PLATE**  
 7" H X 14" W  
**SLOT**  
 3 1/2" H X 11" W  
**BACK PLATE**  
 9" H X 15" W

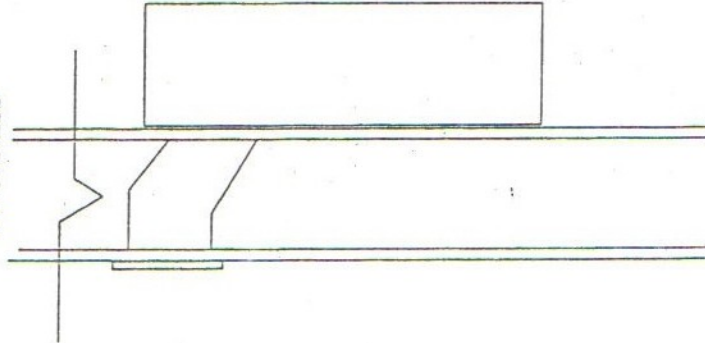


**CB6002 SURFACE  
 COLLECTION BOX**

**DIMENSIONS**  
 18 3/4" H  
 18 7/8" W  
 7 1/2" D



**WALL  
 THICKNESS**



**SLEEVE LENGTH  
 AVAILABLE FOR:**  
 4" WALL  
 6" WALL  
 8" WALL

**MAIL SLOT WITH COLLECTION BOX**

**SPECIFICATIONS**

CONTRACT NO.

DRAWN BY

CHECKED BY

DESIGNED BY

DESIGN ACTIVITY

CUSTOMER

COMPANY

DATE