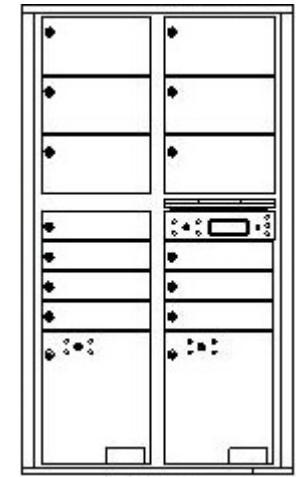
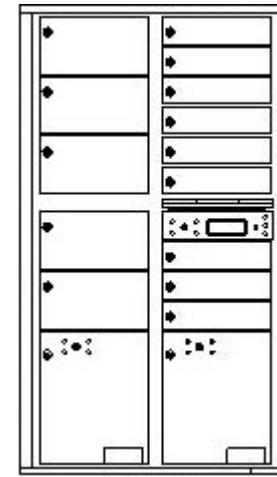
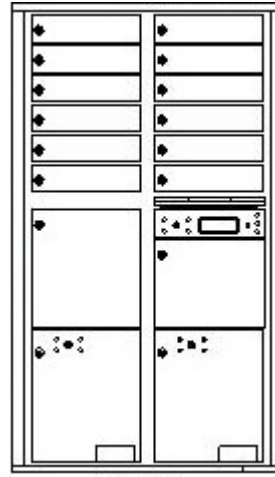
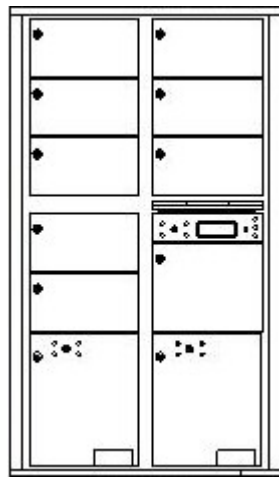
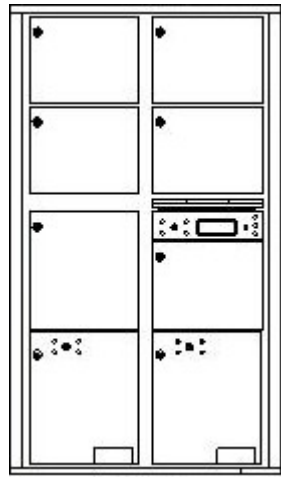


PRODUCT #DEP4CGT2-19



CUSTOM MAILBOX CONFIGURATION EXAMPLES:



Configuration A:

5 Mailboxes 10 1/4" H x 12" W
1 Mailbox 13 3/4" H x 12" W
1 Outgoing Mail Compartment
2 Parcel Lockers 15" H x 12" W

Configuration B:

8 Mailbox 6 3/4" H x 12" W
1 Mailbox 10 1/4" H x 12" W
1 Outgoing Mail Compartment
2 Parcel Lockers 15" H x 12" W

Configuration C:

12 Mailboxes 3 1/4" H x 12" W
1 Mailbox 10 1/4" H x 12" W
1 Mailbox 13 3/4" H x 12" W
1 Outgoing Mail Compartment
2 Parcel Lockers 15" H x 12" W

Configuration D:

9 Mailboxes 3 1/4" H x 12" W
5 Mailboxes 6 3/4" H x 12" W
1 Outgoing Mail Compartment
2 Parcel Lockers 15" H x 12" W

Configuration E:

7 Mailboxes 3 1/4" H x 12" W
6 Mailboxes 6 3/4" H x 12" W
1 Outgoing Mail Compartment
2 Parcel Lockers 15" H x 12" W

NOTE: The USPS master door, outgoing mail slots and parcel lockers may not be moved, removed or modified in any way. Mailboxes may not be converted into parcel lockers.

CALL FOR ASSISTANCE IF YOU DO NOT SEE THE MAILBOX CONFIGURATION THAT YOU ARE LOOKING FOR