


# PRODUCT #DEP4CCT1-7

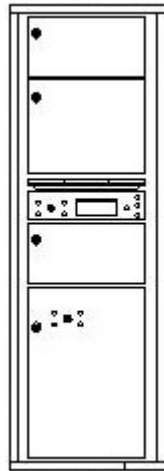


## CUSTOM MAILBOX CONFIGURATION EXAMPLES:



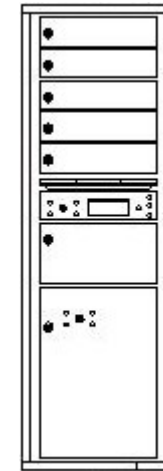
**Configuration A:**

- 1 Mailbox 3 ¼”H x 12”W
- 3 Mailboxes 6 ¾”H x 12”W
- 1 Outgoing Mail Compartment
- 1 Parcel Locker 18”H x 12”W



**Configuration B:**

- 2 Mailboxes 6 ¾”H x 12”W
- 1 Mailbox 10 ¼”H x 12”W
- 1 Outgoing Mail Compartment
- 1 Parcel Locker 18”H x 12”W



**Configuration C:**

- 5 Mailboxes 3 ¼”H x 12”W
- 1 Mailbox 6 ¾”H x 12”W
- 1 Outgoing Mail Compartment
- 1 Parcel Locker 18”H x 12”W

**NOTE: The USPS master door, outgoing mail slots and parcel lockers may not be moved, removed or modified in any way. Mailboxes may not be converted into parcel lockers.**

**CALL FOR ASSISTANCE IF YOU DO NOT SEE THE MAILBOX CONFIGURATION THAT YOU ARE LOOKING FOR**