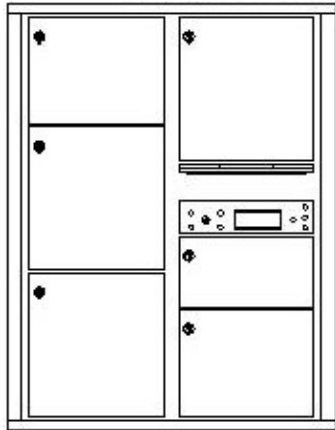


# PRODUCT #4CHT8-20

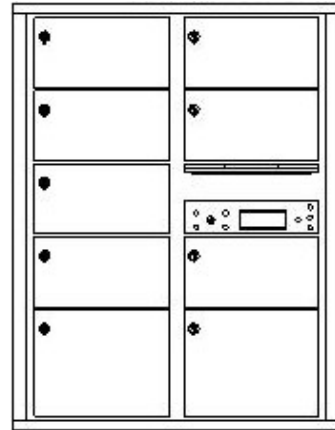


## CUSTOM MAILBOX CONFIGURATION EXAMPLES:



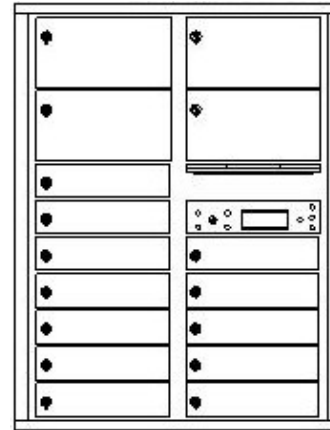
### Configuration A:

- 3 Mailboxes 6 ¾”H x 12”W
- 1 Mailbox 10 ¼”H x 12”W
- 1 Outgoing Mail Compartment




### Configuration B:

- 4 Mailboxes 3 ¼”H x 12”W
- 1 Mailbox 6 ¾”H x 12”W
- 1 Outgoing Mail Compartment



### Configuration C:

- 1 Mailbox 3 ¼”H x 12”W
- 4 Mailboxes 6 ¾”H x 12”W
- 1 Outgoing Mail Compartment



### Configuration D:

- 7 Mailboxes 3 ¼”H x 12”W
- 1 Mailbox 6 ¾”H x 12”W
- 1 Outgoing Mail Compartment

**NOTE: The USPS master door, outgoing mail slots and parcel lockers may not be moved, removed or modified in any way. Mailboxes may not be converted into parcel lockers.**

**CALL CUSTOMER SERVICE AT 800-570-0147 FOR ASSISTANCE IN CUSTOMIZING YOUR MAILBOX!!**