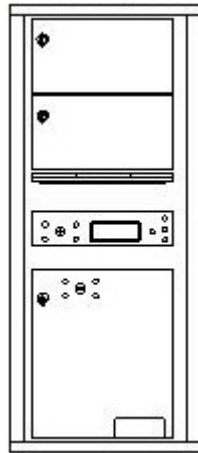


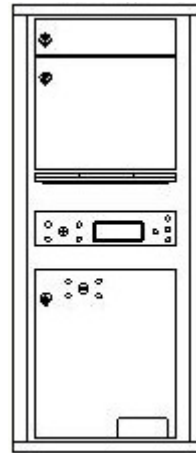
PRODUCT #4CHT1-4

CUSTOM MAILBOX CONFIGURATION EXAMPLES:



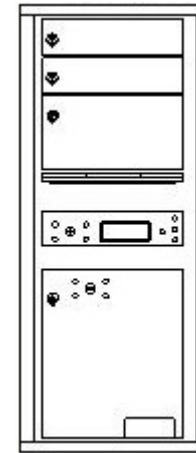
Configuration A:

- 2 Mailboxes 6 ¾”H x 12”W
- 1 Outgoing Mail Compartment
- 1 Parcel Locker 15”H x 12”W



Configuration B:

- 1 Mailbox 3 ¼”H x 12”W
- 1 Mailbox 10 ¼”H x 12”W
- 1 Outgoing Mail Compartment
- 1 Parcel Locker 15”H x 12”W



Configuration C:

- 2 Mailboxes 3 ¼”H x 12”W
- 1 Mailbox 6 ¾”H x 12”W
- 1 Outgoing Mail Compartment
- 1 Parcel Locker 15”H x 12”W

NOTE: The USPS master door, outgoing mail slots and parcel lockers may not be moved, removed or modified in any way. Mailboxes may not be converted into parcel lockers.

CALL CUSTOMER SERVICE AT 800-570-0147 FOR ASSISTANCE IN CUSTOMIZING YOUR MAILBOX!!