

# PRODUCT #4CFT1-9

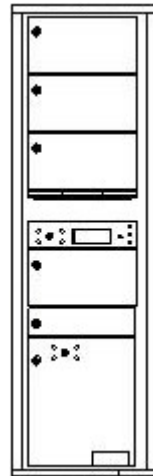


## CUSTOM MAILBOX CONFIGURATION EXAMPLES:



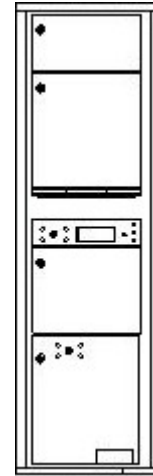
**Configuration A:**

3 Mailboxes 10 ¼”H x 12”  
1 Outgoing Mail Compartment  
1 Parcel Locker 15”H x 12”W



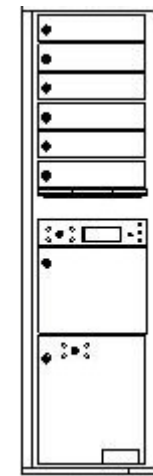
**Configuration B:**

1 Mailbox 3 ¼”H x 12”W  
4 Mailboxes 6 ¾”H x 12”W  
1 Outgoing Mail Compartment  
1 Parcel Locker 15”H x 12”W



**Configuration C:**

1 Mailbox 6 ¾”H x 12”W  
1 Mailbox 10 ¼”H x 12”W  
1 Mailbox 13 ¾”H x 12”W  
1 Outgoing Mail Compartment  
1 Parcel Locker 15”H x 12”W



**Configuration D:**

6 Mailboxes 3 ¼”H x 12”W  
1 Mailbox 10 ¼”H x 12”W  
1 Outgoing Mail Compartment  
1 Parcel Locker 15”H x 12”W

**NOTE: The USPS master door, outgoing mail slots and parcel lockers may not be moved, removed or modified in any way. Mailboxes may not be converted into parcel lockers.**

**CALL CUSTOMER SERVICE AT 800-570-0147 FOR ASSISTANCE IN CUSTOMIZING YOUR MAILBOX!!**