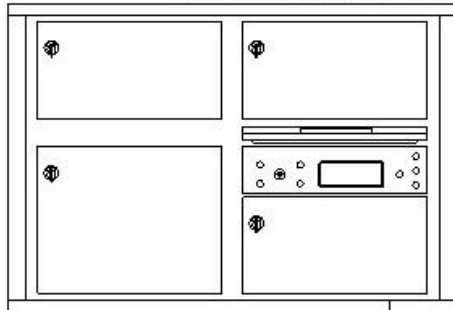


PRODUCT #4CDT8-9

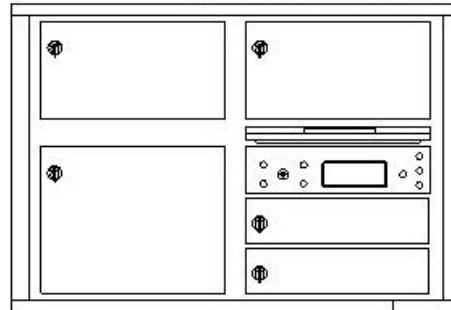


CUSTOM MAILBOX CONFIGURATION EXAMPLES:



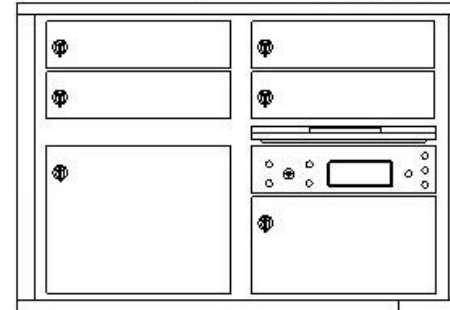
Configuration A:

3 Mailboxes 6 3/4"H x 12"W
1 Mailbox 10 1/4"H x 12"W
1 Outgoing Mail Compartment



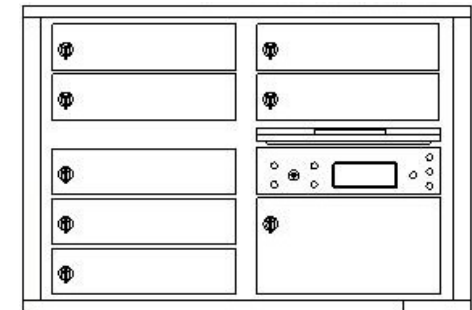
Configuration B:

2 Mailboxes 3 1/4"H x 12"W
2 Mailboxes 6 3/4"H x 12"W
1 Mailbox 10 1/4"H x 12"W
1 Outgoing Mail Compartment



Configuration C:

4 Mailboxes 3 1/4"H x 12"W
1 Mailbox 6 3/4"H x 12"W
1 Mailbox 10 1/4"H x 12"W
1 Outgoing Mail Compartment



Configuration D:

7 Mailboxes 3 1/4"H x 12"W
1 Mailbox 6 3/4"H x 12"W
1 Outgoing Mail Compartment

NOTE: The USPS master door, outgoing mail slots and parcel lockers may not be moved, removed or modified in any way. Mailboxes may not be converted into parcel lockers.

CALL CUSTOMER SERVICE AT 800-570-0147 FOR ASSISTANCE IN CUSTOMIZING YOUR MAILBOX!!