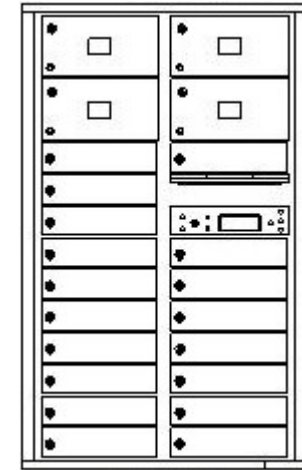
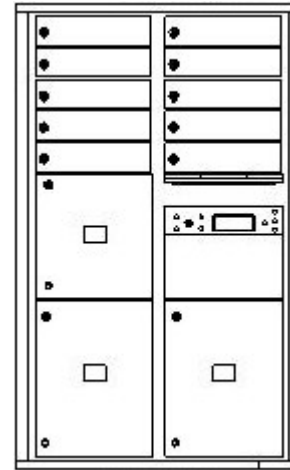
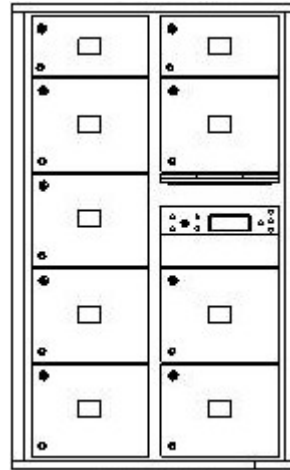
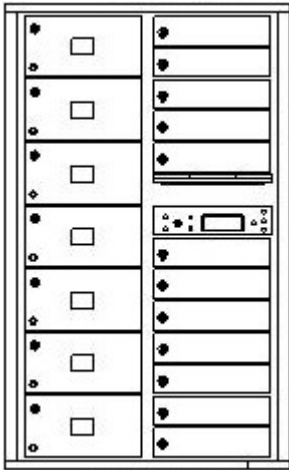


PRODUCT #4CCT8-26*



CUSTOM MAILBOX CONFIGURATION EXAMPLES:

*** This mailbox module is for private delivery only – unless otherwise approved by local Postal Officials!!**



Configuration A:

12 Mailboxes 3 ¼”H x 12”W
7 Mailboxes 6 ¾”H x 12”W
1 Outgoing 3 ¼”H x 12”W

Configuration B:

2 Mailboxes 6 ¾”H x 12”W
7 Mailboxes 10 ¼”H x 12”W
1 Oversized Outgoing 6 ¾”H x 12”W

Configuration C:

10 Mailboxes 3 ¼”H x 12”W
1 Mailbox 13 ¾”H x 12”W
2 Mailboxes 17 ¼”H x 12”W
1 Oversized Outgoing 10 ¼”H x 12”W

Configuration D:

17 Mailboxes 3 ¼”H x 12”W
4 Mailboxes 6 ¾”H x 12”W
1 Outgoing 3 ¼”H x 12”W

NOTE: Master control doors and parcel lockers may not be moved, removed or modified in any way. Mailboxes may not be converted into parcel lockers. Private delivery modules can be configured without outgoing mail slots (thereby adding one mailbox), or with oversized outgoing mail compartments – Call for more information

CALL CUSTOMER SERVICE AT 800-570-0147 FOR ASSISTANCE IN CUSTOMIZING YOUR MAILBOX!!