


# PRODUCT #4CCT6-12\*



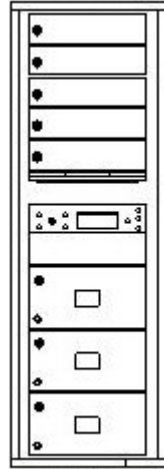
## CUSTOM MAILBOX CONFIGURATION EXAMPLES:

**\* This mailbox module is for private delivery only – unless otherwise approved by local Postal Officials!!**



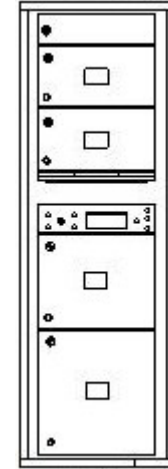
**Configuration A:**

- 5 Mailboxes 3 ¼”H x 12”W
- 2 Mailboxes 6 ¾”H x 12”W
- 1 Mailbox 10 ¼”H x 12”W
- 1 Outgoing 3 ¼”H x 12”W



**Configuration B:**

- 5 Mailboxes 3 ¼”H x 12”W
- 3 Mailboxes 6 ¾”H x 12”W
- 1 Oversized Outgoing 6 ¾”H x 12”W



**Configuration C:**

- 1 Mailbox 3 ¼”H x 12”W
- 2 Mailboxes 6 ¾”H x 12”W
- 1 Mailbox 10 ¼”H x 12”W
- 1 Mailbox 13 ¾”H x 12”W
- 1 Outgoing 3 ¼”H x 12”W

**NOTE: Master control doors and parcel lockers may not be moved, removed or modified in any way. Mailboxes may not be converted into parcel lockers. Private delivery modules can be configured without outgoing mail slots (thereby adding one mailbox), or with oversized outgoing mail compartments – Call for more information**

**CALL CUSTOMER SERVICE AT 800-570-0147 FOR ASSISTANCE IN CUSTOMIZING YOUR MAILBOX!!**